

**NEW!**  
Additional  
products



# linear drain shower trays



## catalogue & price list

abacus ● ● ● ●  
**elements**  
WETROOM PRODUCTS

# Welcome to elements

The guarantee of quality...



Kind to the Environment



High Compressive Strength



Lightweight & Easy to Handle



Fire Retardant



Waterproof Properties



Insulating Properties



Easy to Cut



Economical Construction Product



All products are covered by a comprehensive 10 year guarantee against manufacturing defects.

## NEW Linear waste trap




- 50mm deep seal trap
- 2" solvent connection
- Supplied with 2" - 1½" reducer
- Supplied with elbow for vertical waste application
- Reversible for multi directional waste flow
- 42L per minute flow rate



“ Eco friendly shower design ”


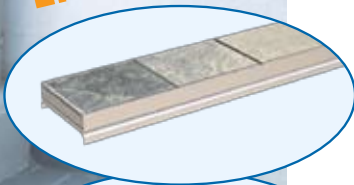


abacus ● ● ● ●  
**elements** *The ultimate in*  
*tileable shower bases*



*NOW the largest range of  
tileable shower trays in the UK  
ALL available from stock!*

**Linear Drain**



Select your choice of  
designer drain cover in  
coloured glass, tile or  
stainless steel

## Contents


Page 3 - 4	Linear Concept Raised Tray Kits
Pages 5 - 6	Concept Linear Level Access Tray Kits
Pages 7 - 8	Concept Linear Level Design Tool
Pages 9 - 12	Linear Shower Trays - 40mm height
Pages 13 - 14	Linear Shower Trays - 30mm height
Pages 15 - 16	Linear Drain Cover Plate Options & Bespoke Trays
Page 17	Adhesives & Sealers
Page 18	General Information




**Note:** all prices in this brochure are exclusive of VAT

## Linear Concept Raised Tray Kits 1L & 4L (145/155mm height)

### Linear Concept Kit 1L - 900mm width x 145/155mm height

	Reference/ Code	Description	Size (mm) (W x L x H)	Price £ (ex VAT)
	EMAP-05-1050	Linear Concept 1L Raised Tray	900 x 1850 x 145/155	£545.00
	EMAP-05-2510	Installation & Drainage Kit with Stainless Steel Cover Plate Pro-SEAL Premix 0.5L, Wood Floor Primer 250ml, Horizontal Shower Waste, Fix-KST 5kg Bag, Fix- MD 310ml, 5m Waterproof Tape, 2 Waterproof Internal Corners, Tile Guide, Paint Brush, Protective Gloves, Notched Trowel	N/A	£190.00
	<b>Total</b>			<b>£735.00</b>

### Linear Concept Kit 4L - 750mm width x 145/155mm height

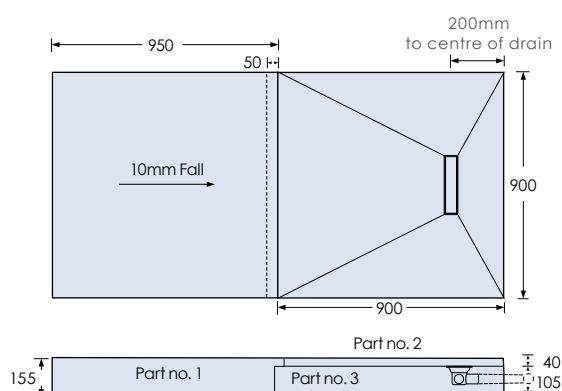
	Reference/ Code	Description	Size (mm) (W x L x H)	Price £ (ex VAT)
	EMAP-05-1060	Linear Concept 4L Raised Tray	750 x 1850 x 145/155	£535.00
	EMAP-05-2510	Installation & Drainage Kit with Stainless Steel Cover Plate Pro-SEAL Premix 0.5L, Wood Floor Primer 250ml, Horizontal Shower Waste, Fix-KST 5kg Bag, Fix- MD 310ml, 5m Waterproof Tape, 2 Waterproof Internal Corners, Tile Guide, Paint Brush, Protective Gloves, Notched Trowel	N/A	£190.00
	<b>Total</b>			<b>£725.00</b>

### Usage

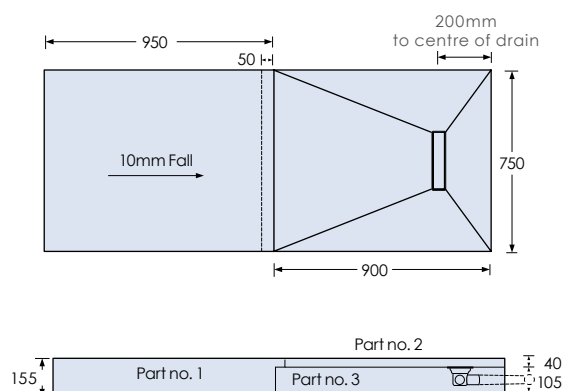
Linear Concept Raised Tray Kits 1L & 4L (145/155mm height x 1850mm length)

The Concepts 1L & 4L are designed for use where the customer cannot or chooses not to site the drain within the floor. This system is also suitable where longer runs are required for drainage pipework not achievable within the floor, up to 1.5m from the waste to the soil pipe. This typically will be used for apartment buildings or awkward joist locations on timber floors. Concepts 1L & 4L can be raised in height to increase drainage runs.

#### Linear Concept Kit 1L - 900mm width




#### Linear Concept Kit 4L - 750mm width




**Note:** All Concept Kits are supplied as standard with a stainless steel cover plate.  
For further cover plate options please see page 15

# Linear Concept Raised Tray Kits 3L & 6L (40/50mm height)

## Linear Concept Kit 3L - 900mm width x 40/50mm height

	Reference/ Code	Description	Size (mm) (W x L x H)	Price £ (ex VAT)
	EMAP-05-1055	Linear Concept 3L Raised Tray	900 x 1850 x 40/50	£450.00
	EMAP-05-2510	Installation & Drainage Kit with Stainless Steel Cover Plate Pro-SEAL Premix 0.5L, Wood Floor Primer 250ml, Horizontal Shower Waste, Fix-KST 5kg Bag, Fix-MD 310ml, 5m Waterproof Tape, 2 Waterproof Internal Corners, Tile Guide, Paint Brush, Protective Gloves, Notched Trowel	N/A	£190.00
	<b>Total</b>			<b>£640.00</b>

## Linear Concept Kit 6L - 750mm width x 40/50mm height

	Reference/ Code	Description	Size (mm) (W x L x H)	Price £ (ex VAT)
	EMAP-05-1065	Linear Concept 6L Raised Tray	750 x 1850 x 40/50	£430.00
	EMAP-05-2510	Installation & Drainage Kit with Stainless Steel Cover Plate Pro-SEAL Premix 0.5L, Wood Floor Primer 250ml, Horizontal Shower Waste, Fix-KST 5kg Bag, Fix-MD 310ml, 5m Waterproof Tape, 2 Waterproof Internal Corners, Tile Guide, Paint Brush, Protective Gloves, Notched Trowel	N/A	£190.00
	<b>Total</b>			<b>£620.00</b>

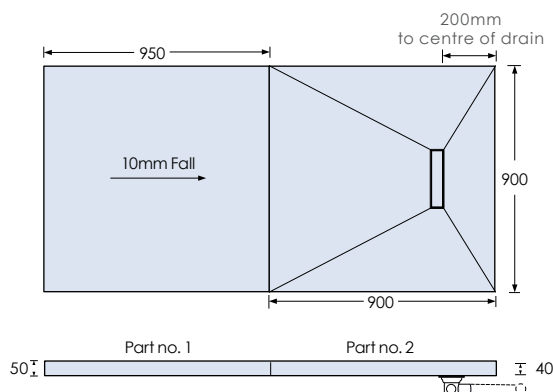
### Usage

Linear Concept Raised Tray Kit 3L & 6L (40/50mm height x 1850mm length)

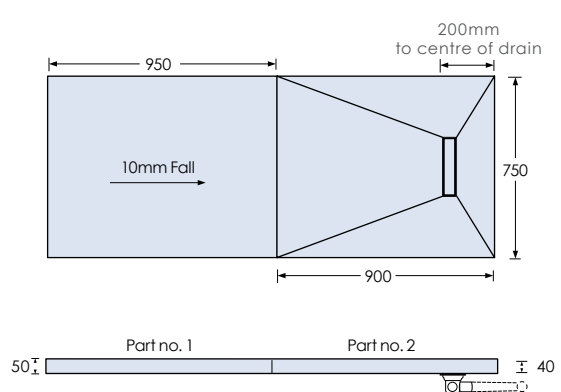
The Concepts 3L & 6L are designed for two principal applications where a distinctive shower tray i.e. 50mm off the ground is required. Some customers prefer a small step between the shower area and the rest of the bathroom floor.

Secondly if a customer wishes to achieve a level floor system on a screeded floor this can be achieved by sitting the 40mm tray within the screed. You must have sufficient clearance in the floor to achieve this.

Linear Concept Kit 3L - 900mm width



Linear Concept Kit 6L - 750mm width




**Note:** All Concept Kits are supplied as standard with a stainless steel cover plate. For further cover plate options please see page 15

abacus elements


Concept Level -  
Linear Level Access Shower Tray Kits




### Concept Level Linear Tray Kit 1L - 900 x 900 x 30mm

	Reference/ Code	Description	Price £ (ex VAT)
	EMLT-05-7509	Level Access Linear Tray 900 x 900 x 30mm End	£309.00
	EMAP-05-2510	Installation & Drainage Kit with Stainless Steel Cover Plate Pro-SEAL Premix 0.5L, Wood Floor Primer 250ml, Horizontal Shower Waste, Fix-KST 5kg Bag, Fix-MD 310ml, 5m Waterproof Tape, 2 Waterproof Internal Corners, Tile Guide, Paint Brush, Protective Gloves, Notched Trowel	£190.00
	<b>Total</b>		<b>£499.00</b>


### Concept Level Linear Tray Kit 2L - 1200 x 1200 x 30mm

	Reference/ Code	Description	Price £ (ex VAT)
	EMLT-05-7512	Level Access Linear Tray 1200 x 1200 x 30mm End	£409.00
	EMAP-05-2510	Installation & Drainage Kit with Stainless Steel Cover Plate Pro-SEAL Premix 0.5L, Wood Floor Primer 250ml, Horizontal Shower Waste, Fix-KST 5kg Bag, Fix-MD 310ml, 5m Waterproof Tape, 2 Waterproof Internal Corners, Tile Guide, Paint Brush, Protective Gloves, Notched Trowel	£190.00
	<b>Total</b>		<b>£599.00</b>

### Concept Level Linear Tray Kit 3L - 1200 x 900 x 30mm

	Reference/ Code	Description	Price £ (ex VAT)
	EMLT-10-7512	Level Access Linear Tray 1200 x 900 x 30mm End	£389.00
	EMAP-05-2510	Installation & Drainage Kit with Stainless Steel Cover Plate Pro-SEAL Premix 0.5L, Wood Floor Primer 250ml, Horizontal Shower Waste, Fix-KST 5kg Bag, Fix-MD 310ml, 5m Waterproof Tape, 2 Waterproof Internal Corners, Tile Guide, Paint Brush, Protective Gloves, Notched Trowel	£190.00
	<b>Total</b>		<b>£579.00</b>

### Concept Level Linear Tray Kit 4L - 1600 x 900 x 30mm

	Reference/ Code	Description	Price £ (ex VAT)
	EMLT-10-7516	Level Access Linear Tray 1600 x 900 x 30mm End	£409.00
	EMAP-05-2510	Installation & Drainage Kit with Stainless Steel Cover Plate Pro-SEAL Premix 0.5L, Wood Floor Primer 250ml, Horizontal Shower Waste, Fix-KST 5kg Bag, Fix-MD 310ml, 5m Waterproof Tape, 2 Waterproof Internal Corners, Tile Guide, Paint Brush, Protective Gloves, Notched Trowel	£190.00
	<b>Total</b>		<b>£599.00</b>

#### Usage

The level kits are suitable for both timber and screeded floors **Note:** We recommend the use of 10mm Abacus Elements board on the rest of the floor outside the tray however this is not essential in a non wet area.



**Note:** All Concept Kits are supplied as standard with a stainless steel cover plate.  
 For further cover plate options please see page 15

### Design your own wetroom from scratch

Abacus Elements offers the perfect tool for the professional specifier designing level access wetrooms, giving complete confidence in listing all components required and also includes an installation video.



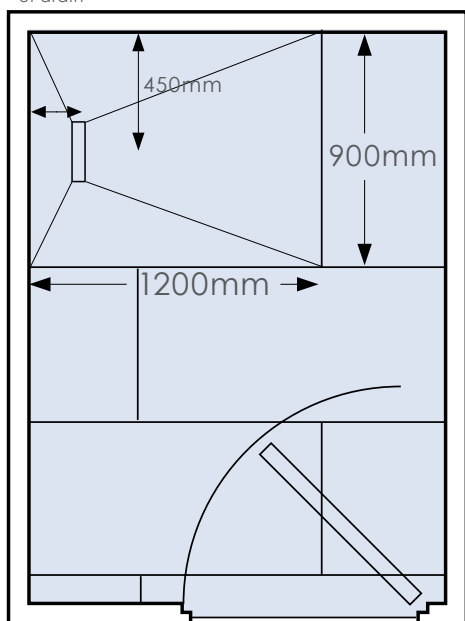
Simply plug in our USB key and follow the easy steps to specify a complete waterproof room with your choice of level access shower bases.

This not only gives you the choice of any size of base, but also full waterproofing board for the whole room along with all adhesive, fixing and waste options.



### Typical layout for complete level access wetroom

200mm to centre of drain



### Typical quotation



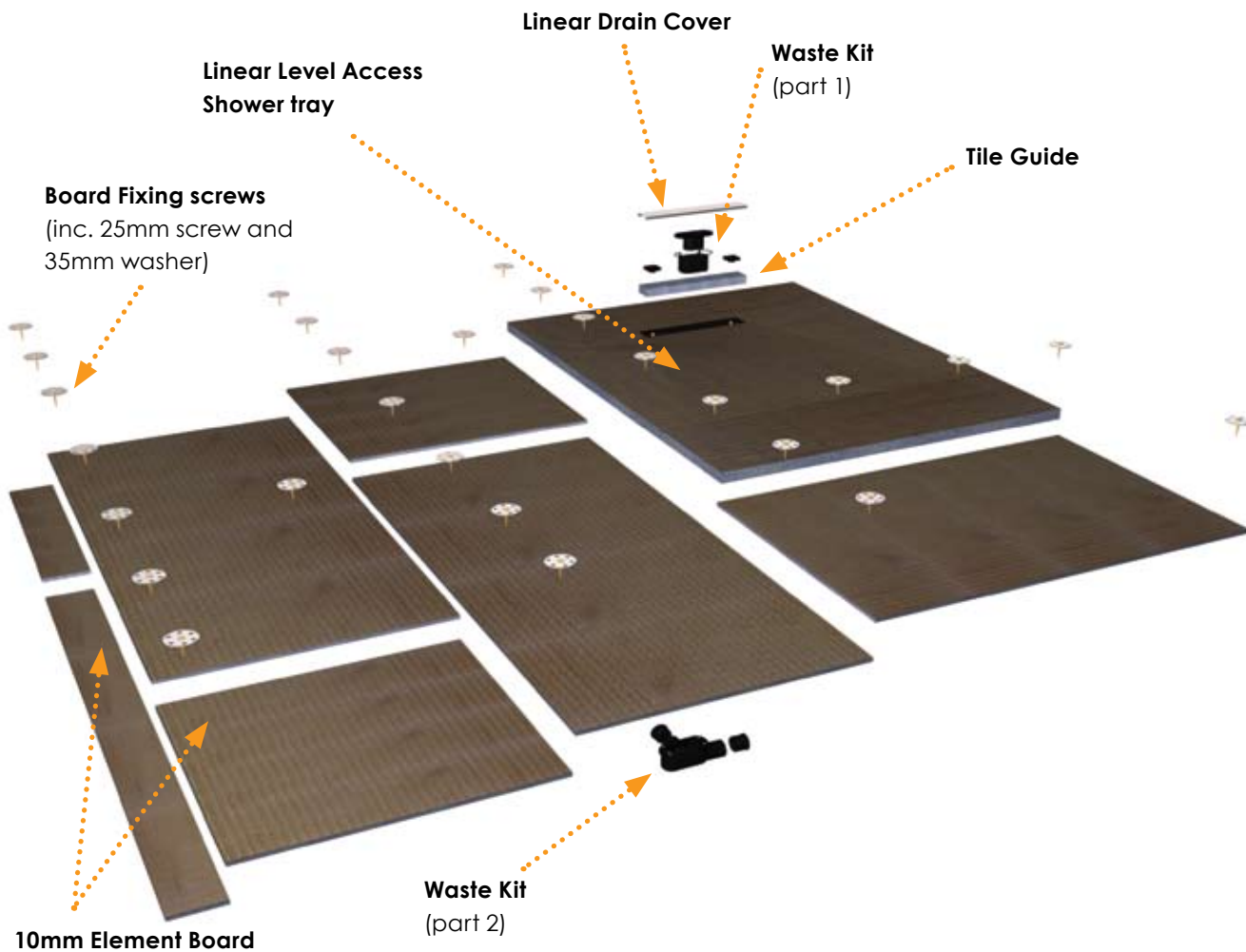
abacus elements WETROOM PRODUCTS

Components required for your level access wetroom

Product Description	Product Code	Quantity	Retail Price (£)
Elements Linear Level Access Tray 12x9 End Drain	EMST-10-7505	1	379.00
10mm Mini Element Board 1210 X 600 X 10mm	EMBO-05-1505	4	97.60
35mm Washer Fixing with 25mm Screw (Pack of 50)	EMFC-05-0010	1	12.50
20kg Fix-KST Fixing Adhesive	EMAS-05-0010	1	48.50
5kg Fix-KST Fixing Adhesive	EMAS-05-0005	1	13.80
10m Waterproof Joint Sealing tape	EMTM-05-0010	2	82.00
Waterproof Internal corner	EMTM-50-0005	4	29.40
1.2L Pro-SEAL premix tape sealing compound	EMAS-10-0015	2	73.00
Fix-MD Mounting & Sealing Adhesive	EMAS-15-0005	1	18.50
1L Wood Floor Primer	TLTA-15-2005	2	37.90
Linear Waste Trap	EMTW-05-0505	1	39.50
Linear Drain Stainless Steel Cover Plate	EMTW-25-0505	1	39.00
<b>Total Retail Price Ex VAT</b>			<b>£870.70</b>

## Composition of a Linear Level Access wetroom


These are the essential products required to build a level access wetroom



## Components required for level access wetroom



Level Access Shower Tray




10mm Element Board



Wood Floor Primer



Fixing Screws



Choice of Drain Cover



Linear Waste Trap



Waterproof Internal Corners



Waterproof External Corners



Waterproof Joint Sealing Tape



Fix-KST Board Fixing Adhesive



Pro-SEAL Flexible Waterproof Tape Adhesive

### **Total Flexibility in Shower Base Design**

#### **Standard Shower Trays**

*In this section you will find a large selection of standard shower tray sizes. All are available with substrate elements should you not be able to position your drain within the floor. Please remember that all standard shower trays are 40mm in height and require a separate drain, installation kit and cover plate.*

#### **Custom Made Shower Trays**

*If your desired shape or size of shower tray is not included in the standard shower trays don't worry! Abacus Elements have the ability to make custom shower bases to your design. Virtually any shapes are possible - simply send your requirements to your Abacus Elements dealer.*

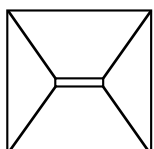
#### **Level Access Shower Trays**

*Specifically designed for the UK market where bathroom floors are over boarded with either plywood or Element board. These trays are 30mm in height and give a completely flush tiled floor after installation.\**

*\*When combined with 10mm Abacus Elements board or marine ply.*



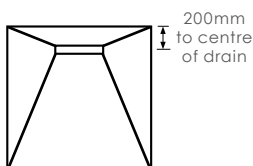
### Square Linear Shower Trays with Centre Drain - 40mm



- Notes:**
1. All shower trays require an installation kit.
  2. All shower trays require a waste/trap.
  3. All shower trays require a cover plate.

	Reference/ Code	Description	Size (mm) (W x L x H)	Price £ per Item (ex VAT)
	EMLT-05-0509	Standard Linear Shower Tray 9 x 9 Centre	900 x 900 x 40/25	<b>£265.00</b>
	EMLT-05-0512	Standard Linear Shower Tray 12 x 12 Centre	1200 x 1200 x 40/25	<b>£299.00</b>
	EMLT-05-0515	Standard Linear Shower Tray 15 x 15 Centre	1500 x 1500 x 40/25	<b>£399.00</b>
	EMSE-05-2009	Standard Linear Shower Substrate 9 x 9 Centre	900 x 900 x 90	<b>£55.00</b>
	EMSE-05-2012	Standard Linear Shower Substrate 12 x 12 Centre	1200 x 1200 x 90	<b>£75.00</b>
	EMSE-05-2015	Standard Linear Shower Substrate 15 x 15 Centre	1500 x 1500 x 90	<b>£140.00</b>

### Square Linear Shower Trays with End Drain - 40mm



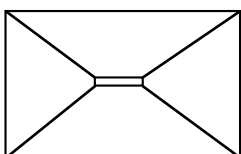
- Notes:**
1. All shower trays require an installation kit.
  2. All shower trays require a waste/trap.
  3. All shower trays require a cover plate.

	Reference/ Code	Description	Size (mm) (W x L x H)	Price £ per Item (ex VAT)
	EMLT-05-1009	Standard Linear Shower Tray 9 x 9 End	900 x 900 x 40/25	<b>£265.00</b>
	EMLT-05-1012	Standard Linear Shower Tray 12 x 12 End	1200 x 1200 x 40/25	<b>£299.00</b>
	EMLT-05-1015	Standard Linear Shower Tray 15 x 15 End	1500 x 1500 x 40/25	<b>£399.00</b>
	EMSE-05-2509	Standard Linear Shower Substrate 9 x 9 End	900 x 900 x 90	<b>£55.00</b>
	EMSE-05-2512	Standard Linear Shower Substrate 12 x 12 End	1200 x 1200 x 90	<b>£75.00</b>
	EMSE-05-2515	Standard Linear Shower Substrate 15 x 15 End	1500 x 1500 x 90	<b>£140.00</b>



**Note:** All Concept Linear Shower Trays require waste trap, installation kit and drain cover, please see pages 14 - 15

## Linear Shower Trays - 40mm Height

### Rectangular Linear Shower Base with Centre Drain - 40mm

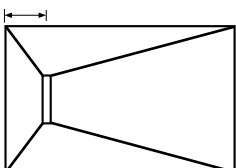


- Notes:**
1. All shower trays require an installation kit.
  2. All shower trays require a waste/trap.
  3. All shower trays require a cover plate.



	Reference/ Code	Description	Size (mm) (L x W x H)	Price £ per Item (ex VAT)
	EMLT-10-0512	Standard Linear Shower Tray 12 x 9 Centre	1200 x 900 x 40/25	<b>£299.00</b>
	EMLT-10-0514	Standard Linear Shower Tray 14 x 9 Centre	1400 x 900 x 40/25	<b>£339.00</b>
	EMLT-10-0516	Standard Linear Shower Tray 16 x 9 Centre	1600 x 900 x 40/25	<b>£369.00</b>
	EMLT-10-0518	Standard Linear Shower Tray 18 x 9 Centre	1800 x 900 x 40/25	<b>£389.00</b>
	EMSE-10-2012	Standard Linear Shower Substrate 12 x 9 Centre	1200 x 900 x 90	<b>£75.00</b>
	EMSE-10-2014	Standard Linear Shower Substrate 14 x 9 Centre	1400 x 900 x 90	<b>£85.00</b>
	EMSE-10-2016	Standard Linear Shower Substrate 16 x 9 Centre	1600 x 900 x 90	<b>£95.00</b>
	EMSE-10-2018	Standard Linear Shower Substrate 18 x 9 Centre	1800 x 900 x 90	<b>£105.00</b>

### Rectangular Linear Shower Base with End Drain - 40mm

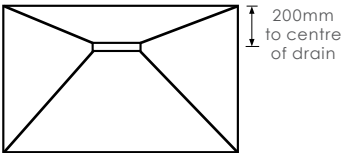
200mm to centre of drain



- Notes:**
1. All shower trays require an installation kit.
  2. All shower trays require a waste/trap.
  3. All shower trays require a cover plate.

	Reference/ Code	Description	Size (mm) (L x W x H)	Price £ per Item (ex VAT)
	EMLT-10-1012	Standard Linear Shower Tray 12 x 9 End	1200 x 900 x 40/25	<b>£299.00</b>
	EMLT-10-1014	Standard Linear Shower Tray 14 x 9 End	1400 x 900 x 40/25	<b>£339.00</b>
	EMLT-10-1016	Standard Linear Shower Tray 16 x 9 End	1600 x 900 x 40/25	<b>£369.00</b>
	EMLT-10-1018	Standard Linear Shower Tray 18 x 9 End	1800 x 900 x 40/25	<b>£389.00</b>
	EMSE-10-2512	Standard Linear Shower Substrate 12 x 9 End	1200 x 900 x 90	<b>£75.00</b>
	EMSE-10-2514	Standard Linear Shower Substrate 14 x 9 End	1400 x 900 x 90	<b>£85.00</b>
	EMSE-10-2516	Standard Linear Shower Substrate 16 x 9 End	1600 x 900 x 90	<b>£95.00</b>
	EMSE-10-2518	Standard Linear Shower Substrate 18 x 9 End	1800 x 900 x 90	<b>£105.00</b>

## Rectangular Linear Shower Base with Offset Drain - 40mm



- Notes:**
1. All shower trays require an installation kit.
  2. All shower trays require a waste/trap.
  3. All shower trays require a cover plate.

	Reference/Code	Description	Size (mm) (L x W x H)	Price £ per Item (ex VAT)
	EMLT-10-2012	Standard Linear Shower Tray 12 x 9 Offset	1200 x 900 x 40/25	<b>£299.00</b>
	EMLT-10-2014	Standard Linear Shower Tray 14 x 9 Offset	1400 x 900 x 40/25	<b>£339.00</b>
	EMLT-10-2016	Standard Linear Shower Tray 16 x 9 Offset	1600 x 900 x 40/25	<b>£369.00</b>
	EMLT-10-2018	Standard Linear Shower Tray 18 x 9 Offset	1800 x 900 x 40/25	<b>£389.00</b>
	EMSE-10-3012	Standard Linear Shower Substrate 12 x 9 Offset	1200 x 900 x 90	<b>£75.00</b>
	EMSE-10-3014	Standard Linear Shower Substrate 14 x 9 Offset	1400 x 900 x 90	<b>£85.00</b>
	EMSE-10-3016	Standard Linear Shower Substrate 16 x 9 Offset	1600 x 900 x 90	<b>£95.00</b>
	EMSE-10-3018	Standard Linear Shower Substrate 18 x 9 Offset	1800 x 900 x 90	<b>£105.00</b>

### When ordering your linear shower tray you require;-

1.



Your choice of shower tray with sub element if required (eg. concrete floor).

2.




Linear Shower Trap (EMTW-05-0505)  
 2" or 1½" Solvent Option  
 +  
 Horizontal or Vertical Option

3.



Shower Tray Installation Kit (EMAP-02-2505)

4.



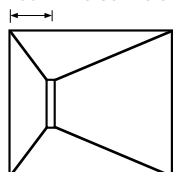
Your choice of Linear drain cover plate (eg. stainless steel, glass or tileable).

**Note:** All Concept Linear Shower Trays require waste trap, installation kit and drain cover, please see pages 14 - 15

## Linear Level Access Shower Trays - 30mm Height



### Square Level Access Linear Shower Trays With End Drain - 30mm

200mm to centre of drain



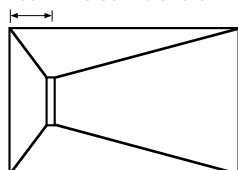
#### Special 30mm height tray for level access installation on timber floors

- Notes:**
1. All shower trays require an installation kit.
  2. All shower trays require a waste/trap.
  3. All shower trays require a cover plate.

	Reference/ Code	Description	Size (mm) (W x L x H)	Price £ per Item (ex VAT)
<b>30mm Height</b> 	EMLT-05-7509	Level Access Linear Shower Tray 9 x 9 End for Flat Wetroom	900 x 900 x 30/15	<b>£309.00</b>
<b>30mm Height</b> 	EMLT-05-7512	Level Access Linear Shower Tray 12 x 12 End for Flat Wetroom	1200 x 1200 x 30/15	<b>£409.00</b>



### Rectangular Level Access Linear Shower Trays With End Centre Drain - 30mm

200mm to centre of drain




#### Special 30mm height tray for level access installation on timber floors

- Notes:**
1. All shower trays require an installation kit.
  2. All shower trays require a waste/trap.
  3. All shower trays require a cover plate.

	Reference/ Code	Description	Size (mm) (W x L x H)	Price £ per Item (ex VAT)
<b>30mm Height</b> 	EMLT-10-7512	Level Access Linear Shower Tray 12 x 9 End for Flat Wetroom	900 x 1200 x 30/15	<b>£389.00</b>
<b>30mm Height</b> 	EMLT-10-7516	Level Access Linear Shower Tray 16 x 9 End for Flat Wetroom	900 x 1600 x 30/15	<b>£409.00</b>



**Linear Waste Trap Kit** - Required with all trays

	Reference/ Code	Description	Price £ (ex VAT)
	EMTW-05-0505	Linear Waste Trap Kit Supplied with 2" - 1½" Reducer, Vertical Elbow Adapter	<b>£39.50</b>

**Shower Tray Installation Kit** - (For the installation and waterproofing of all shower bases)

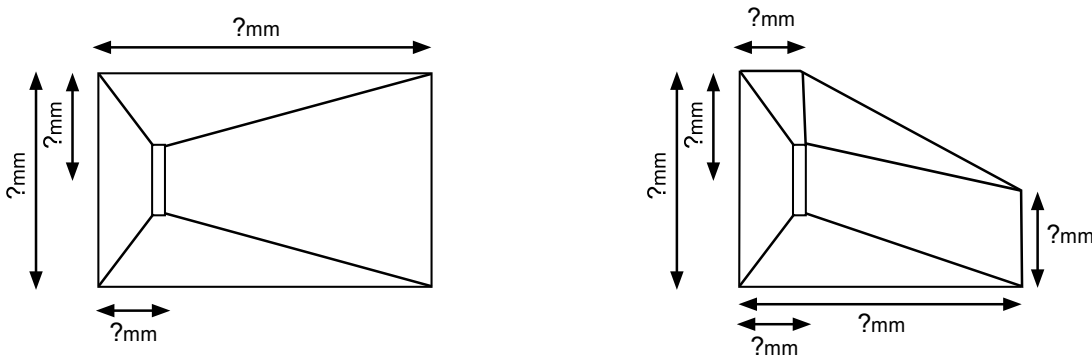
	Reference/ Code	Description	Size (mm) (W x L x H)	Price £ (ex VAT)
	EMAP-02-2505	Shower Tray Installation Kit 5kg x Fix-KST, 500ml Pro-SEAL (pre-mixed), 5m x Waterproofing Tape, 2 x Waterproofing internal corners	N/A	<b>£84.00</b>

Linear Drain Cover Plate Options

	Reference/ Code	Description	Colour	Price £ per Item (ex VAT)
	EMTW-25-0505	Linear Drain Stainless Steel Cover Plate 297 x 40mm	Stainless Steel	<b>£39.00</b>
	EMTW-25-0510	Linear Drain Tileable Cover Plate 297 x 40mm	N/A	<b>£59.00</b>
	EMTW-25-0515	Linear Drain Glass Cover Plate 297 x 40mm	White	<b>£119.00</b>
	EMTW-25-0520	Linear Drain Glass Cover Plate 297 x 40mm	Frost	<b>£119.00</b>
	EMTW-25-0525	Linear Drain Glass Cover Plate 297 x 40mm	Cloud	<b>£119.00</b>
	EMTW-25-0530	Linear Drain Glass Cover Plate 297 x 40mm	Red	<b>£119.00</b>
	EMTW-25-0535	Linear Drain Glass Cover Plate 297 x 40mm	Anthracite	<b>£119.00</b>
	EMTW-25-0540	Linear Drain Glass Cover Plate 297 x 40mm	Black	<b>£119.00</b>

## Bespoke Shower Trays



If the shower base you require is not featured in our standard ranges, here at Abacus Elements we pride ourselves in the fast production of bespoke trays.




Simply send a diagram or drawing of your requirements and we will provide you with a price and deliver your special size shower base in approximately 10 working days!



### Fix-KST Fixing Adhesive

	Reference/ Code	Description	Size (mm) (W x L x H)	Price £ (ex VAT)
	EMAS-05-0005	Fix-KST Fixing Adhesive 5kg Bag	N/A	<b>£13.80</b>
	EMAS-05-0010	Fix-KST Fixing Adhesive 20kg Bag	N/A	<b>£48.50</b>


### Pro-SEAL Premix - Waterproof Tape Sealing Compound

	Reference/ Code	Description	Size (mm) (W x L x H)	Price £ (ex VAT)
	EMAS-10-0015	Pro-SEAL Premix Tape Sealing Compound 1.2L	N/A	<b>£36.50</b>



### Fix-MD Sealing & Mounting Adhesive

	Reference/ Code	Description	Size (mm) (W x L x H)	Price £ (ex VAT)
	EMAS-15-0005	Fix-MD Sealing & Mounting Adhesive 310ml Cartridge	N/A	<b>£18.50</b>



### Standard Waterproofing Tape - 120mm Width

	Reference/ Code	Description	Size (mm) (W x L)	Price £ (ex VAT)
	EMTM-05-0005	Waterproof Tape - 5m Roll	120mm x 5m	<b>£20.50</b>
	EMTM-05-0010	Waterproof Tape - 10m Roll	120mm x 10m	<b>£41.00</b>
	EMTM-05-0015	Waterproof Tape - 50m Roll	120mm x 50m	<b>£160.00</b>


### 35mm Washer Fixings

	Reference/ Code	Description	Size (mm) (W x L x H)	Price £ (ex VAT)
	EMFC-05-0010	35mm Fixing Washer with 25mm Screw (50) Pack of 50 units	N/A	<b>£12.50</b>
<b>BULK BUY 1000 PACK</b> 	EMFC-05-0025	35mm Fixing Washer with 25mm Screw (1000) Bulk Box of 1000 units	N/A	<b>£200.00</b>

### Standard Waterproofing Corners

	Reference/ Code	Description	Size (mm) (W x L x H)	Price £ (ex VAT)
 	EMTM-50-0005	Waterproof Internal Corner	N/A	<b>£7.35</b>
	EMTM-50-0010	Waterproof External Corner	N/A	<b>£7.35</b>

### Wood Floor Primer

	Reference/ Code	Description	Size (mm) (W x L x H)	Price £ (ex VAT)
	TLTA-15-2005	1L Wood Floor Primer	N/A	<b>£18.95</b>

# abacus elements

## General Information

### Sales Hotline



**sales telephone line:**  
**0845 8 50 50 40**  
**sales email:**  
**sales@abacusdirect.co.uk**

**sales fax line:**  
**0845 8 50 50 30**

Our experienced telesales team aim to give a fast telephone response to provide an efficient and courteous service for order processing and dealing with customer issues. We endeavour to return all messages as a matter of priority.

### Spares / After Sales



**Spare Parts -** are available for all Abacus Elements products.  
**After Sales -** can be dealt with via our sales office on **0845 8 50 50 40** or via our dedicated technical email support on **technicalsupport@abacusdirect.co.uk**

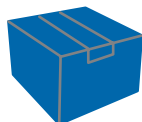
### Guarantee



Due to our commitment to continuous product development we reserve the right to alter specifications without notice.  
Guarantee: Abacus Elements products are guaranteed against manufacturing defects for the first purchaser. The product will be replaced or refunded at the manufacturers discretion. No other loss is guaranteed. The guarantee is non-transferable. Proof of purchase will be required. The guarantee will not cover items or parts which are damaged or do not work properly owing to negligence in the use of wrong maintenance, wrong installation, intervention by unqualified installer or for circumstances beyond one's control.

**Note:** All prices are subject to change and product availability. For a copy of our terms and conditions, please contact our sales office.

### Delivery



At Abacus Direct we aim to provide our customers with the highest level of service possible. This is why we offer the following delivery service on orders placed before 3pm (Subject to availability - UK Mainland)

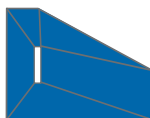
Consignment Deliveries: 1 - 2 days

Pallet Deliveries: 3 - 4 days

For non stock or out of stock items the delivery times may vary between 1 to 4 weeks. Please contact our sales office for further details.

**Sales order line - 0845 8 50 50 40**

### Bespoke Products



All bespoke products can only be produced after a signed order is received from the customer. Bespoke products can not be returned once production has commenced.

Due to our commitment to continuous product development we reserve the right to alter specifications without notice.  
**Guarantee:** Abacus Elements products are guaranteed against manufacturing defects for 10 years for the first purchaser. The product will be replaced or refunded at the manufacturer's discretion. No other loss is guaranteed. The guarantee is non-transferable. Proof of purchase will be required.  
**Note:** All prices are subject to change, product availability and supplied in accordance with our terms and conditions. For a copy of our full terms and conditions, please contact our sales office on **0845 8 50 50 40**



MMBR-75-1115

abacus ● ● ● ●  
**elements**  
WETROOM PRODUCTS

 **abacusdirect**  
MANUFACTURING INNOVATION

Abacus House,  
Jubilee Court, Copgrove,  
Harrogate, HG3 3TB, England  
**tel:** 0845 8 50 50 40 **fax:** 0845 8 50 50 30  
**e-mail:** sales@abacusdirect.co.uk

[www.abacusdirect.co.uk](http://www.abacusdirect.co.uk)